



# iSmartGate SE Intelligent Gateway



## Overview

The iSmartGate SE is an Intelligent Gateway that provides one 10Base-T/100Base-TX Ethernet port, two RS-485 ports, one optional built-in 4G modem as well as one optional wireless LoRa port with configurable ISM Bands. Featuring DIN-Rail mounting and compact construction, it is an ideal equipment that serves as a gateway to connect RS-485 and/or LoRa-enabled devices to an IP-based Ethernet LAN over an Ethernet network or 4G network for any SCADA or Automation applications. With extensive protocols such as Modbus RTU, Modbus TCP, IEC 60870-5-104 (IEC 104), AnyPolling and optional BACnet/IP, etc., the iSmartGate SE facilitates access to various end devices, and data storage and upload for efficient and reliable data management. Further, the iSmartGate SE has been specifically designed with industrial automation in mind and therefore provides un-surpassed performance and reliability under the harshest industrial or commercial environments.

## Basic Features

- 1x10Base-T/100Base-TX (RJ45) with MDI/MDIX auto-detect and 2xRS-485 port are designed to withstand the harshest industrial environments
- One optional built-in 4G LTE CAT1 modem
- One optional LoRa port with configurable ISM Bands for EU863-870, RU864-870, IN865-867, US902-928, AU915-928, AS920-923 and AS923-925
- Built-in Web Server for access to Data, Configuration and Maintenance
- Automatic IP assignment using DHCP and DNS domain name resolution
- Transparent Gateway & Modbus TCP to RTU Gateway between Ethernet port and RS-485/LoRa
  - TCP Server and TCP Client modes
  - Maximum 32 downstream LoRa devices per iSmartGate SE
  - 32 Slave IEDs per RS-485 port
  - Maximum 4 Masters per RS-485/LoRa port
- One-key Reset to Factory Default
- Extended operating temperature

## Data Concentration and Management

- Up to 2 Data Caches
- Data collection via Ethernet, RS-485 or LoRa
  - Maximum 128 downstream devices per iSmartGate SE
  - Modbus RTU, Modbus TCP, IEC 104 and Anypolling
- Support Data Recording of AI parameters and Energy parameters per Data Cache
  - Configurable interval from 1min to 60min
  - 15 days @ 1min, 900 days @ 60min
- Data push to external via Ethernet or 4G
  - 4096xAI, 2048xDI, 2048xEnergy, 1024xAO, 1024xDO, 2048xSOE
  - Extensive protocols support: Modbus TCP, IEC 104, MQTT + JSON, HTTP + JSON, AliCloud, Amazon AWS and optional BACnet/IP, etc.
  - Resumable Transfer for historical data
- Support creating virtual devices, as well as performing calculations on virtual data
  - Maximum 32 virtual devices
  - 1024xAI, 1024xDI, 512xVirtual Energy, 64xCustom SOE
- Simple configuration and commissioning via PMC-EasyCom

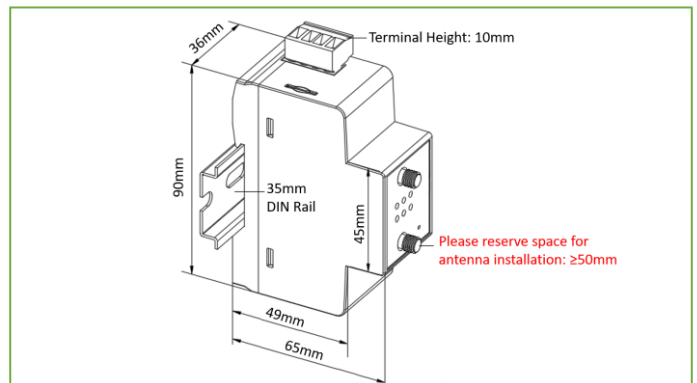
## Time Synchronization

- Battery-backed Real-time Clock @ 6ppm ( $\leq 0.5s/day$ )
- Time Sync. via Communications such as SNTP, Modbus

## Technical Specifications

Communication		
Ethernet Port		
Speed	10/100 Mbps	
Protocol	TCP, HTTP, MQTT, BACnet/IP, IEC 104	
RS-485		
Baudrate (bps)	300/600/1200/2400/4800/9600/19200/38400	
Data Bits	5, 6, 7, 8	
Stop Bits	1, 2	
4G LTE CAT1 modem	4G LTE, 2G GSM: 900/1800 MHz	
Applicable to		
EU	Belgium, Britain, Cambodia, Denmark, Finland, France, Germany, Holland, Hong Kong (China), Indonesia, Italy, Japan, Korea, Lithuania, Macao (China), Malaysia, New Zealand, Norway, Pakistan, Philippines, Poland, Russia, Serbia, Singapore, South Africa, Spain, Sweden, Switzerland, Thailand, Tanzania, Vietnam, Zimbabwe, Nigeria, Algeria, etc.	
SA	Argentina, Australia, Brazil, Chile, Saudi Arabia, Taiwan (China), Turkey, United Arab Emirates	
NA	America, Canada, Mexico and Paraguay	
LoRa (Optional)		
RF Range	860-930 MHz	
ISM Bands	EU863-870, RU864-870, IN865-867, US902-928, AU915-928, AS920-923, AS923-925 and Custom	
RF Output Power	18 dBm (Maximum)	
Receiver Sensitivity	-136 dBm (Maximum)	
Output Watts	0.03 (Typical)	
FCC 47 CFR Part 15C	Certified	
Power Supply (L/+, N/-)		
Standard	95-250VAC/DC $\pm 10\%$ , 47-440Hz	
Optional	12-36VDC	
Burden	$\leq 3W$	
Protection		
ESD Protection	15kV (Air) & 8kV (Contact)	
Isolation Protection	3kV for RS-485, 1.5kV for Ethernet Port	
Environmental Conditions		
Operating Temp.	-25°C to +70°C	
Storage Temp.	-40°C to +85°C	
Humidity	5% to 95% non-condensing	
Atmospheric pressure	70kPa to 106kPa	
Mechanical Characteristics		
Unit Dimensions	36x65x90mm	
Mounting	DIN Rail	
Antennas		
	LoRa	4G
Frequency Range	860-935 MHz	699-960/1710-2690 MHz
Band Width	75 MHz	--
Impedance	50 $\Omega$	50 $\Omega$
Power Capability	50W	--
Height	239.5 $\pm$ 5 mm	105 $\pm$ 3 mm
VSWR	$\leq 2$	$\leq 2.5$
Gain	2.0dBi	>3.0dBi

## Dimensions and Installation



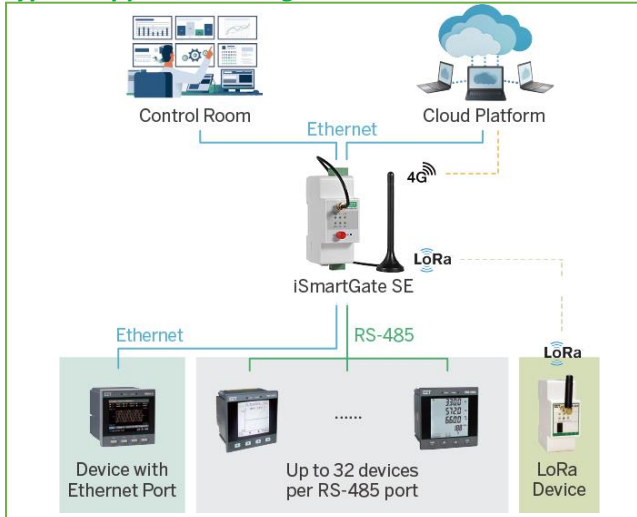
**Designed For Reliability**

**Manufactured To Last**

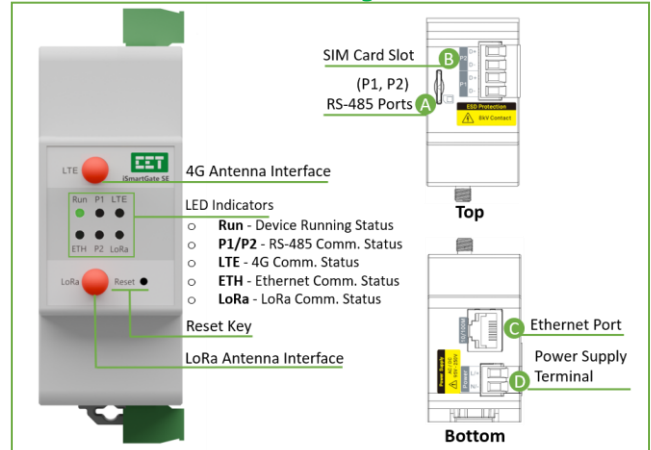


# iSmartGate SE Intelligent Gateway

## Typical Application Diagram



## Front Panel and Terminal Diagram



## Standard of Compliance

Safety Requirements	
Audio/Video, Information and Communication Technology Equipment - Part 1: Safety Requirements	IEC 62368-1: 2014 + A1: 2017
Electromagnetic Compatibility CE EMC Directive 2014 / 30 / EU (EN 55035: 2017 + A11: 2020)	
Electrostatic Discharge	EN 61000-4-2: 2009
Radiated Fields	EN IEC 61000-4-3: 2020
Fast Transients	EN 61000-4-4: 2012
Surges	EN 61000-4-5: 2014 + A1: 2017
Conducted Disturbances	EN 61000-4-6: 2014
Magnetic Fields	EN 61000-4-8: 2010
Voltage Dips and Interruptions	EN IEC 61000-4-11: 2020
Emission Tests	
Electromagnetic Compatibility of Multimedia Equipment-Emission Requirements	EN 55032: 2015 + A11: 2020
Electromagnetic Compatibility of Multimedia Equipment-Immunity Requirements	EN 55035: 2017 + A11: 2020
Limits for Harmonic Current Emissions for Equipment with Rated Current ≤16 A	EN IEC 61000-3-2: 2019 + A1: 2021
Limitation of Voltage Fluctuations and Flicker in Low-Voltage Supply Systems For Equipment with Rated Current ≤16 A	EN 61000-3-3: 2013 + A1: 2019 + A2: 2021
Radiated Emission and Conducted Emission	ETSI EN 301 489-1 V2.2.3 ETSI EN 301 489-3 V2.3.2
Radio Equipment Directive (RED) 2014 / 53 /EU	
Assessment of Electronic and Electrical Equipment Related to Human Exposure Restrictions for Electromagnetic Fields (0 Hz - 300 GHz)	EN IEC 62311: 2020
Determination of RF Field Strength, Power Density and SAR in the Vicinity of Radio Communication Base Station for the Purpose of Evaluating Human Exposure	EN 62232: 2017
Short Range Devices (SDR) Operating in the Frequency Range 25 MHz to 1000 MHz	ETSI EN 300 220-1 V3.1.1: 2017 ETSI EN 300 220-2 V3.1.1: 2017
Mechanical Tests	
Freefall	IEC 60068-2-31: 2008
Vibration	IEC 60068-2-6: 2007
Shock	IEC 60068-2-27: 2008

## Ordering Information


Version 20250508	
Product Code	Description
iSmartGate SE Intelligent Gateway	
<b>Basic Function</b>	<ul style="list-style-type: none"> <li>Modbus TCP/RTU Gateway and Transparent Gateway</li> <li>Modbus Mastering with large 8GB On-Board memory and Max. number of data in Data Cache: 4096xAI, 2048xDI, 2024xEnergy, 1024xAO, 1024xDO, 2048xSOE Logs</li> <li>Supports protocol conversion with,               <ul style="list-style-type: none"> <li>Client protocols: Modbus RTU, Modbus TCP, IEC 104, Anypolling</li> <li>Server protocols: IEC 104, Modbus TCP, MQTT+JSON, HTTP+JSON, AliCloud, Amazon AWS</li> </ul> </li> <li>R option + BACnet/IP</li> </ul>
<b>Communication Ports</b>	T102 1x10Base-T/100Base-TX + 2xRS-485
<b>LoRa</b>	<ul style="list-style-type: none"> <li>N None</li> <li>7* LoRa (860-930 MHz) configurable for EU863-870, RU864-870, IN865-867, US902-928, AU915-928, AS920-923, AS923-925</li> </ul>
<b>4G<sup>-1</sup></b>	<ul style="list-style-type: none"> <li>NN None</li> <li>CN* Applicable to India</li> <li>EU* Applicable to Europe and Southeast Asia Region</li> <li>SA* Applicable to South America</li> <li>NA* Applicable to North America</li> </ul>
<b>Power Supply</b>	<ul style="list-style-type: none"> <li>2 95-250V AC/DC ± 10%</li> <li>3* 12-36V DC</li> </ul>
<b>Language</b>	E English
iSmartGate SE - R - T102 - N - NN - 2 - E iSmartGate SE-R-T102-N-NN-2E (Standard Model)	
* Additional charges apply. * Applicable to 4G/3G/2G networks.	
1. The 4G options EU, SA and NA are applicable to the following countries and regions:	
EU	Belgium, Britain, Cambodia, Denmark, Finland, France, Germany, Holland, Hong Kong (China), Indonesia, Italy, Japan, Korea, Lithuania, Macao (China), Malaysia, New Zealand, Norway, Pakistan, Philippines, Poland, Russia, Serbia, Singapore, South Africa, Spain, Sweden, Switzerland, Thailand, Tanzania, Vietnam, Zimbabwe, Nigeria, Algeria, etc.
SA	Argentina, Australia, Brazil, Chile, Saudi Arabia, Taiwan (China), Turkey, United Arab Emirates
NA	America, Canada, Mexico and Paraguay
2.SIM Card Requirement Micro-SIM.	

## CET Electric Technology Inc.

E: [sales@cet-global.com](mailto:sales@cet-global.com)

W: [www.cet-global.com](http://www.cet-global.com)

## Your Local Representative



Revision Date: May 7, 2026

Designed For Reliability

Manufactured To Last